><PARSEPORT
><<<<<<<<<<<

# XBRL made simple

Daniel Eichhorn, Sales Executive - Sweden
ParsePort

# About ParsePort

><PARSEPORT
><<<<<<<<<<<

**We make XBRL simple**

- Established January 2010.
- Solution provider for financial reporting including GAAP, Corep/Finrep/CRD IV, Solvency II, IORP II and ESEF.
- Offices in Denmark, The Netherlands, France, Italy, Finland, United Kingdom, Poland, Sweden & Bulgaria
  - Opening offices in Greece, Norway, Spain and others.
- Active members of XBRL International as well as local XBRL associations
- Supporting publicly listed companies since 2012



# XBRL made simple

PARSEPORT

Deloitte. | Danfoss | TK development | BDO | DIFKO | CLIPPER
ege | ALSO | Unipension | Grant Thornton An instinct for growth | ISS | ORIFARM
HALDOR TOPSØE | SEMLER | GRUNDFOS | GN | CHRISTENSEN KJÆRULFF | Topdanmark
Uno X | HARBOE | BIKUBENFONDEN | procuragroup | VOLVO | HK HORNSYLD KØBMANDSGAARD A/S
Vordingborg Bank | NOVASOL | sydfyns elforsyning | flexiket | JORGENSEN ENGINEERING A/S | LandboNord
ADDCO | ENTROPICS Asset Management AB | LandboThy | Vistisen+Lunde | BEIERHOLM VI SKABER BALANCE | ADECLA FAMILY OFFICE AB
DSV | Lægård Revision Statsautoriseret revisionsfirma | BERENDSEN | Systematic Capital | EgnsINVEST | ABB

# XBRL made simple

## CURRENT WORKFLOW

Auditor

Finance

Marketing

Publish

XBRL Partner

Excel

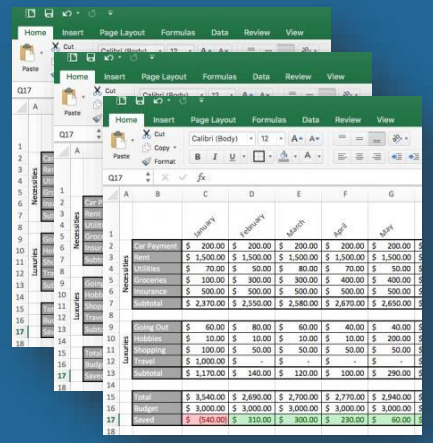

PDF

XBRL

# XBRL made simple

PARSEPORT

| | | | | |
|---|---|---|---|---|
| Visual | + | Technical | = | iXBRL |
| xHTML | + | XBRL | = | iXBRL |
| InDesign (PDF) | | Excel | | |

# XBRL made simple

>>PARSEPORT
>><<<<<<<<<<

Do you want minimal workflow impact,

by using simplified tagging,

that is cost effective supported by

a proven track record?

# Minimal workflow impact

» Use your existing tools, documents and workflows

PARSEPORT

# Simplified tagging

- No knowledge needed
- Taxonomy-independent
- Last minute editing

PARSEPORT

# Cost effective

- Transparent pricing
- Free support
- Secure solution in the cloud

# Proven track record

- XBRL mandatory in Denmark since 2012
- Supporting filers, auditors and OEM's
  - **API engine provider to branches of the "big four" auditors.**
- First company to file a glossy, fully tagged, annual report in iXBRL
- Leading XBRL experts




>><PARSEPORT
>><<<<<<<<<<<

# Demo

XBRL made simple

20190307_H- Lundbeck AS_5675 ×
ParsePort XBRL
File | C:/Users/mk/Dropbox/ParsePort%20development/ESMA/Presentation/20191114%20London/20190307_H-%20Lundbeck%20AS_56759913.pdf
20190307_H- Lundbeck AS_56759913.pdf
1 / 91

# Annual Report
## 2018

Lundbeck

20190307_H- Lundbeck AS_5675 ParsePort XBRL
File C:/Users/mk/Dropbox/ParsePort%20development/ESMA/Presentation/20191114%20London/20190307_H-%20Lundbeck%20AS_56759913.pdf
20190307_H- Lundbeck AS_56759913.pdf 75 / 91



# INCOME STATEMENT

1 January – 31 December 2018

| | Notes | 2018 DKKm | 2017 DKKm |
|---|---|---|---|
| Revenue | | 8,607 | 6,276 |
| Cost of sales | 3 | 1,675 | 1,727 |
| **Gross profit** | | **6,932** | **4,549** |
| Sales and distribution costs | 3 | 2,907 | 1,558 |
| Administrative expenses | 3, 4 | 469 | 540 |
| Research and development costs | 3 | 2,992 | 2,453 |
| Other operating income | 5 | 275 | 202 |
| **Profit from operations (EBIT)** | | **839** | **200** |
| Income from investments in subsidiaries | 6 | 306 | 297 |
| Financial income | | 120 | 1,327 |
| Financial expenses | | 288 | 347 |
| **Profit before tax** | | **977** | **1,477** |
| Tax on profit for the year | 7 | 141 | 269 |
| **Profit for the year** | 8 | **836** | **1,208** |

AutoSave Off
20191111_H- Lundbeck AS_56759913.xlsm - Excel
Search
Michael Krog MK
File Home Insert Page Layout Formulas Data Review View Help Acrobat
Share Comments
Paste Cut Copy Format Painter
Clipboard
Calibri 11
Font
Wrap Text Merge & Center
Alignment
Number
Number
Conditional Formatting Format as Table
Hyperlink 2 Standard Standard-un... Subtotal-over
Subtotal-un... Total-over-u... Udefineret Normal
Styles
Insert Delete Format
Cells
AutoSum Fill Clear
Sort & Filter Find & Select
Editing
Ideas
Ideas
Sensitivity
Sensitivity
P7

# Consolidated income statement 1. January 2018 - 31. December 2018

10

| Income statement | Note | 2018 mDKK | 2017 mDKK |
|---|---|---|---|
| Revenue | 4 | 8.607 | 6.276 |
| Cost of sales | 4 | 1.675 | 1.727 |
| **Gross profit** | | **6.932** | **4.549** |
| Sales and distribution costs | | 2.907 | 1.558 |
| Administrative expenses | | 469 | 540 |
| Research and development costs | | 2.992 | 2.453 |
| Other operating income | | 275 | 202 |
| **Profit from operations (EBIT)** | | **839** | **200** |
| Income from investments in subsidiaries | | 306 | 297 |
| Financial income | | 120 | 1.327 |
| Financial expenses | | 288 | 347 |
| **Profit before tax** | **5** | **977** | **1.477** |
| Tax on profit for the year | | 141 | 269 |
| **Profit for the year** | | **836** | **1.208** |

Page 1

/Income statement(labels=A7:A24,values=K7:K24[period=1,scale=6];M7:M24[period=2,scale=6])

General data ESEF Income Statement Statement of changes in equity
Ready
Display Settings 130%

20190307_H- Lundbeck AS_5675 | ParsePort XBRL

xbrlportaltest.parseport.com

><PARSEPORT

Convert | Users | Projects | mk@parseport.dk | Log out

# Convert

## Upload

20191111_H- Lundbeck AS_56759913.xlsm

20190307_H- Lundbeck AS_56759913.pdf

Drag files here or click to choose.

Clear | Convert and Combine

### Allowed File Types

JSON (.json)

Excel (.xls, .xlsx, .xlt, .xlsm)

Word (.doc, .docx)

20190307_H- Lundbeck AS_5675 | ParsePort XBRL

xbrlportaltest.parseport.com/report/672866dd-249b-46ca-b3eb-df3ebe0c0bba

PARSEPORT

Convert Users Projects

mk@parseport.dk Log out

**Success:** Conversion completed.

Back 672866dd-249b-46ca-b3eb-df3ebe0c0bba (31 seconds) Download report Download exstension

# INCOME STATEMENT

1 January – 31 December 2018

| | Notes | 2018 DKKm | 2017 DKKm |
|---|---|---|---|
| Revenue | | 8,607 | 6,276 |
| Cost of sales | 3 | 1,675 | 1,727 |
| **Gross profit** | | **6,932** | **4,549** |
| Sales and distribution costs | 3 | 2,907 | 1,558 |
| Administrative expenses | 3, 4 | 469 | 540 |
| Research and development costs | 3 | 2,992 | 2,453 |
| Other operating income | 5 | 275 | 202 |
| **Profit from operations (EBIT)** | | **839** | **200** |
| Income from investments in subsidiaries | 6 | 306 | 297 |
| Financial income | | 120 | 1,327 |
| Financial expenses | | 288 | 347 |
| **Profit before tax** | | **977** | **1,477** |
| Tax on profit for the year | 7 | 141 | 269 |
| **Profit for the year** | 8 | **836** | **1,208** |

Details | Hidden elements

☑ Hightlight values

| | |
|---|---|
| Identifier | 213800BQQJITVLKVBB33 |
| Scheme | http://standards.iso.org/iso/17442 |
| Name | ifrs-full:Revenue |
| Value | 8,607,000,000 |
| Unit | DKK |
| Period Start | 2018-01-01 |
| Period End | 2018-12-31 |
| Scale | 6 |
| Type | ix:nonfraction |

Remap

Drop files here to update.

><PARSEPORT
><<<<<<<<<<<

# THANK YOU

XBRL made simple